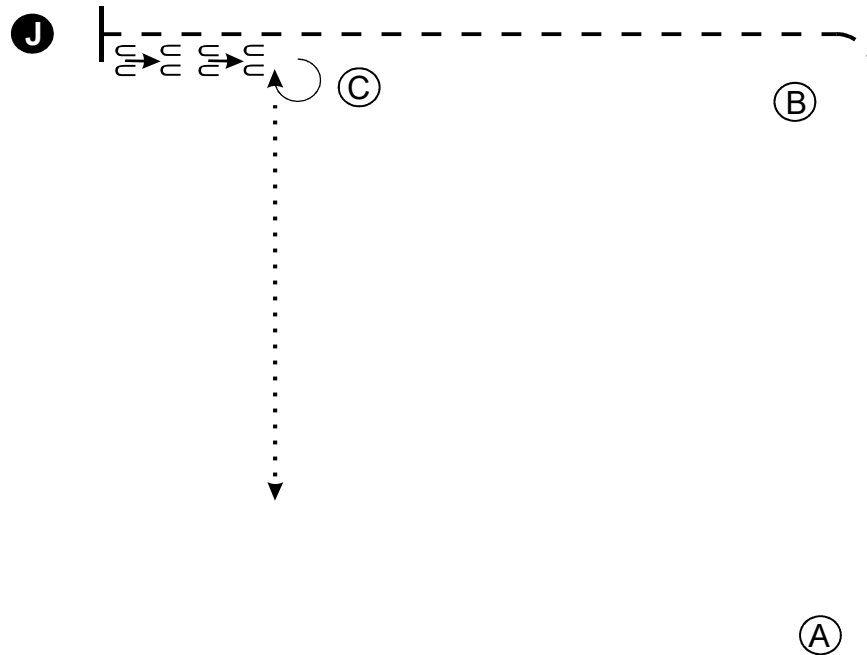


SSC Over the Moon in June Open Show

Showmanship

Classes: 16, 17, 18, 19 & 20



Be ready at A.

1. Walk to B.
2. Trot around B and to Judge.
3. Stop and set up for Inspection.
4. When Dismissed, Back one Horse Length.
5. Turn 270 degrees and Walk straight off.

LEGEND

Walk:

Trot: - - - - -

Back: ↻↻ ↻↻

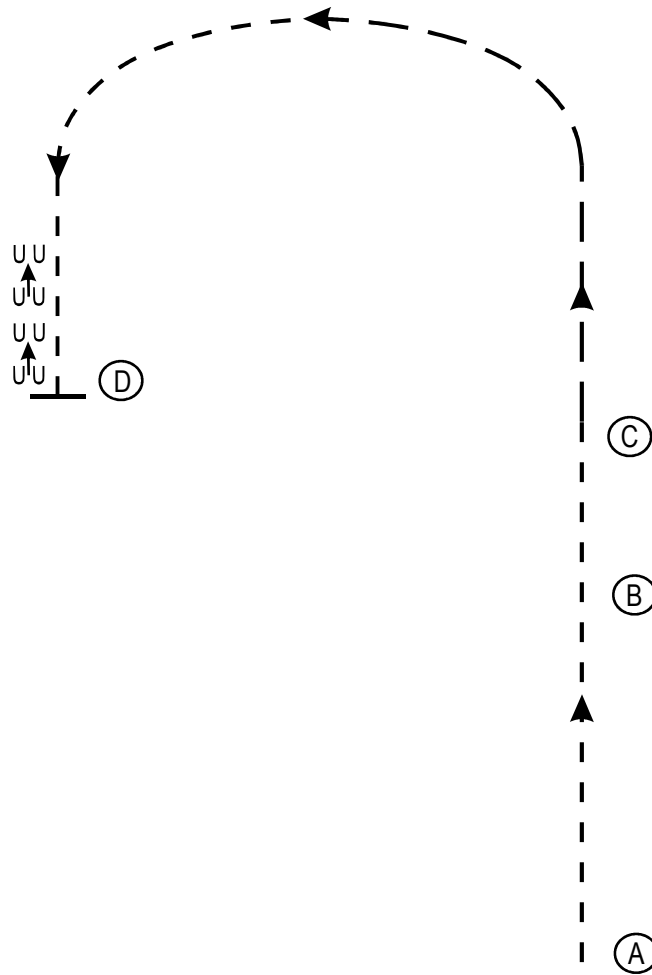
Marker: (B)

Judge: (J)

SSC Over the Moon in June Open Show

W/T Hunt Seat Equitation (No Cross Entry)

Classes: 25 & 26



Be ready at A.

1. Posting Trot, on the Left Diagonal from A to B.
2. Sitting trot from B to C.
3. Extended Trot at C.
4. When at the Top of the Arc, transition to a Posting Trot on the Right Diagonal to D.
5. Stop and back approximately one Horse Length at D.

Exit at a Sitting Trot.

LEGEND

Posting Trot: - - - - -

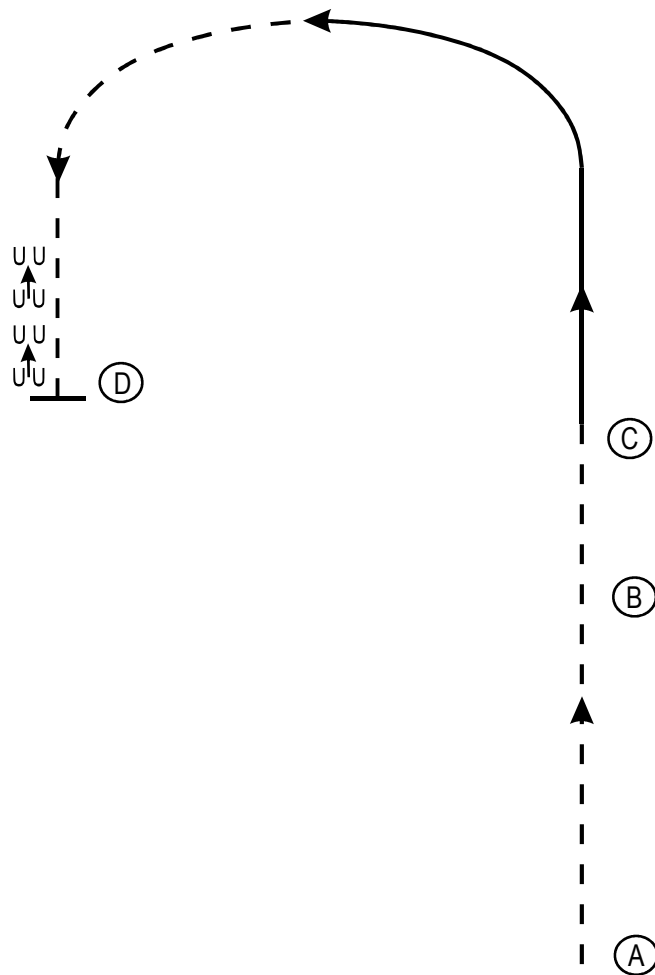
Extended Trot: —————

Back: ⇐⇐ ⇐⇐

SSC Over the Moon in June Open Show

Hunt Seat Seat Equitation

Classes: 27 & 28



Be ready at A.





1. Posting Trot, on the Left Diagonal from A to B.
2. Sitting trot from B to C.
3. Left Lead Canter at C.
4. When at the Top of the Arc, transition to a Posting Trot on the Right Diagonal to D.
5. Stop and back approximately one Horse Length at D.

Exit at a Sitting Trot.

LEGEND

Posting Trot: - - - - -

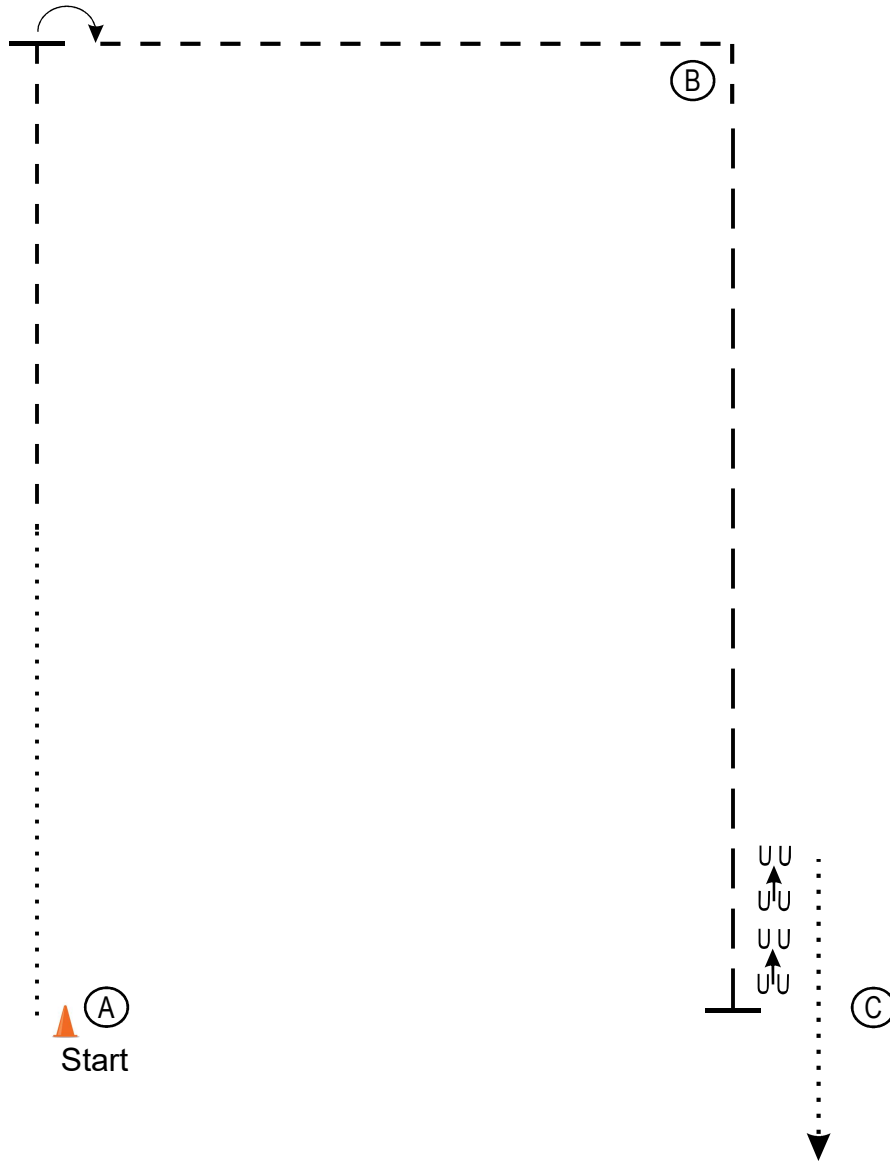
Canter: _____

Back:    

SSC Over the Moon in June Open Show

W/T Western Horsemanship

Classes: 39-40



Be ready at A

1. Walk from A to Center of Pattern.
2. Jog until just past B and Stop.
3. Turn 1/4 turn to the Right.
4. Jog to and around B.
5. Extend Jog until even with C.
6. Stop and Back approximately one Horse Length.
7. Exit at a Walk.

LEGEND

Walk:

Jog: - - - - -

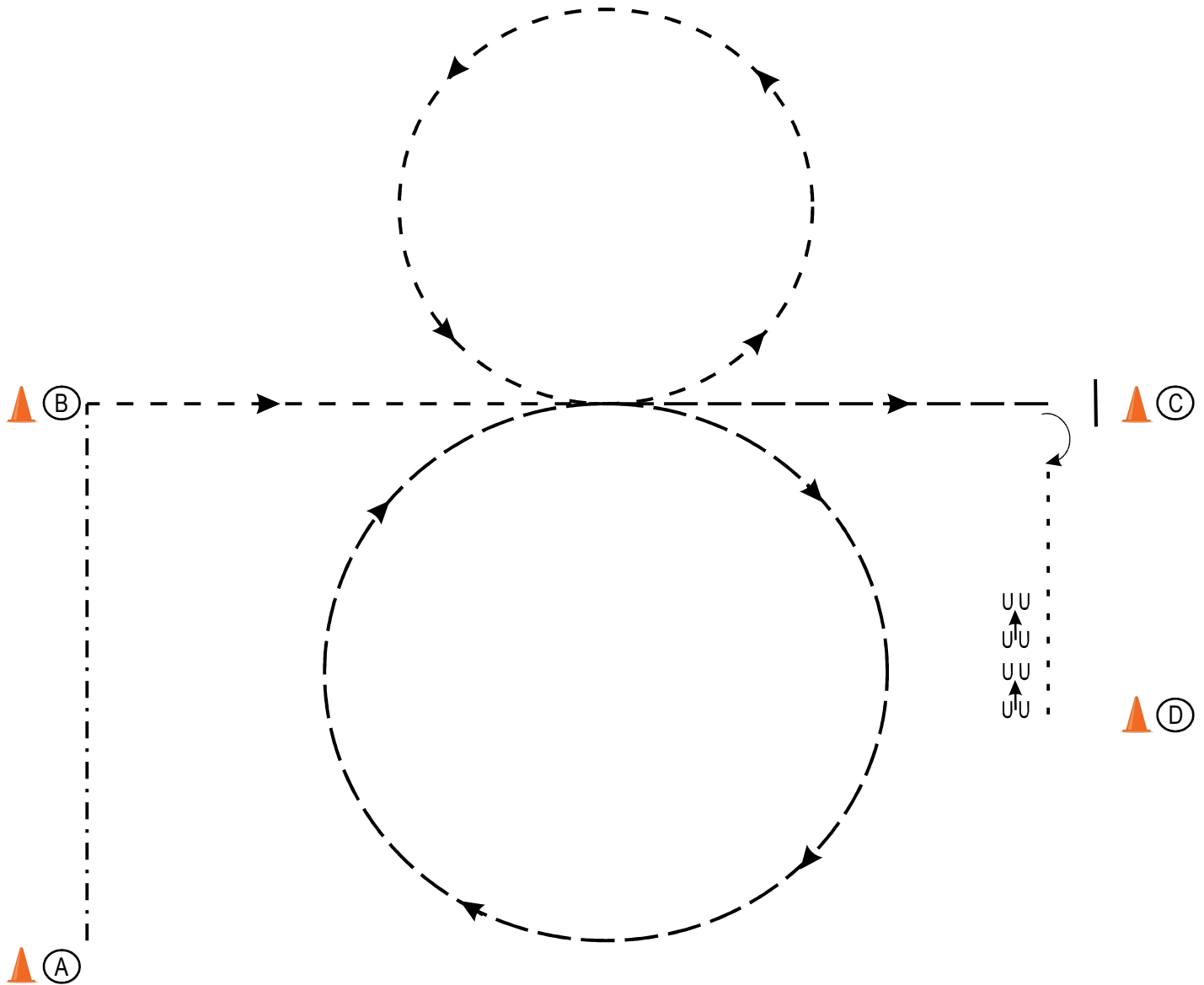
Extended Jog: - - -

Back: ⇌ ⇌

SSC Over the Moon in June Open Show

Driving Reinsmanship

Classes: 52 & 55



Be ready at Cone A.

1. Collected Trot to B turn into Center of arena, pick up Working Trot.
2. At Center begin a Medium Circle to the Left.
3. When Working Trot Circle is complete, begin a Large Extended Trot Circle to the Right.
4. When back at Center, continue Extended Trot to Cone C.
5. Stop 1/4 Wheel Pivot to the Right.
6. Walk 6 Steps. Back 4 Steps. Exit at a Walk.

LEGEND

Walk: - - - - -

Collected Trot: - . - . - .

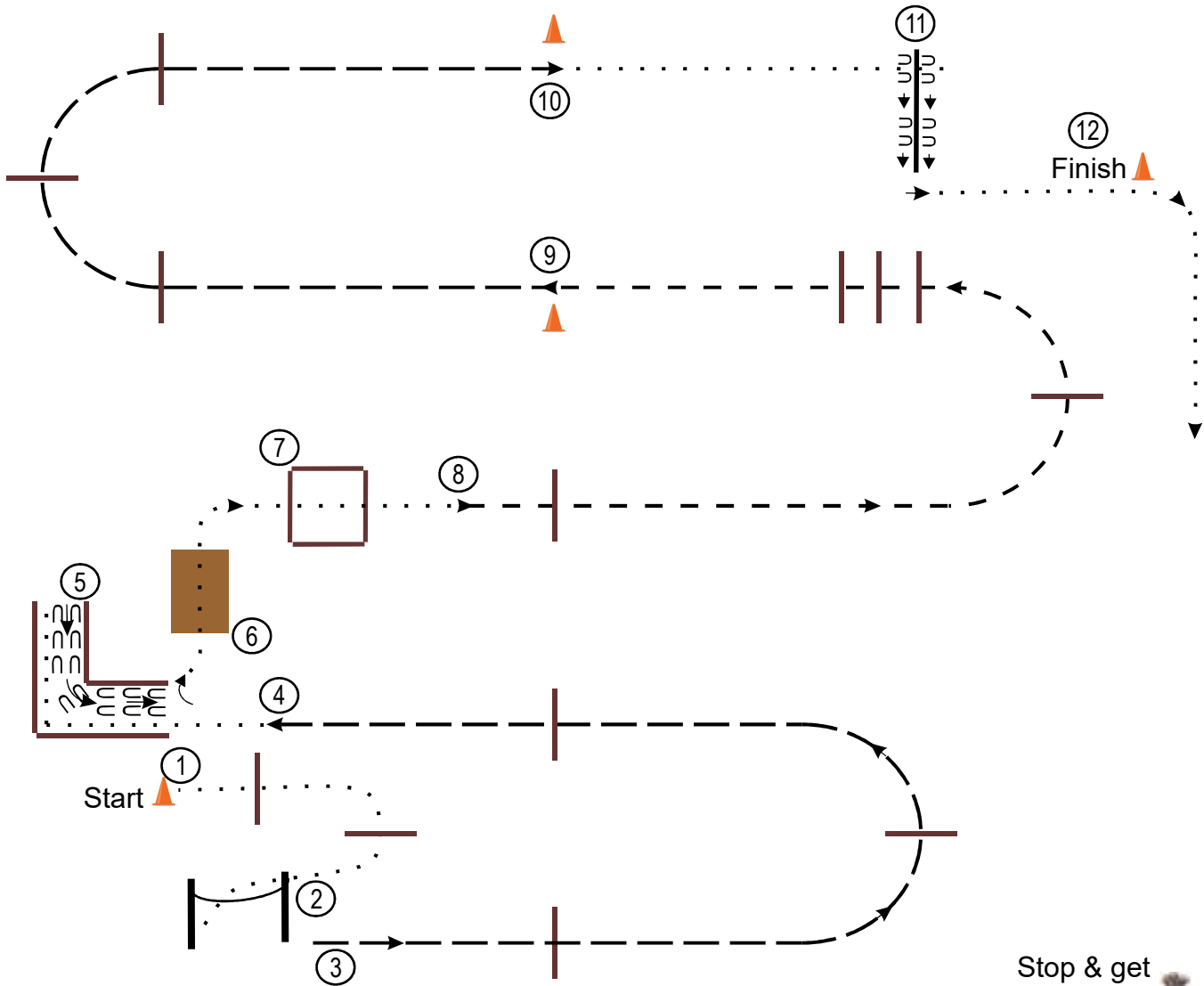
Working Trot: - - - - -

Extended Trot: — — — — —

Back: ⇐⇐⇐ ⇐⇐⇐

SSC Over the Moon in June Open Show

W/T Pleasure Trail
Classes: 56 & 57



Stop & get
Your Treat 

Be ready at Start Cone

1. Walk over two Poles to Gate.
2. Work Gate with Left Hand.
3. Extended Jog, over Poles.
4. Break to a Walk and Walk into "L".
5. Back out of "L".
6. Walk over Bridge.
7. Walk through Box.
8. Jog over Poles.
9. Extended Jog, over Poles.
10. Walk to and Step over with Front feet only over final Elevated Pole.
11. Side-pass Right over Pole till clear of Pole.
12. Walk to Finish Cone. Hesitate . . . Exit at a Walk.
Stop and get your treat!

LEGEND

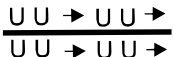
Walk:

Jog: - - - - -

Extended Jog: - - - - -

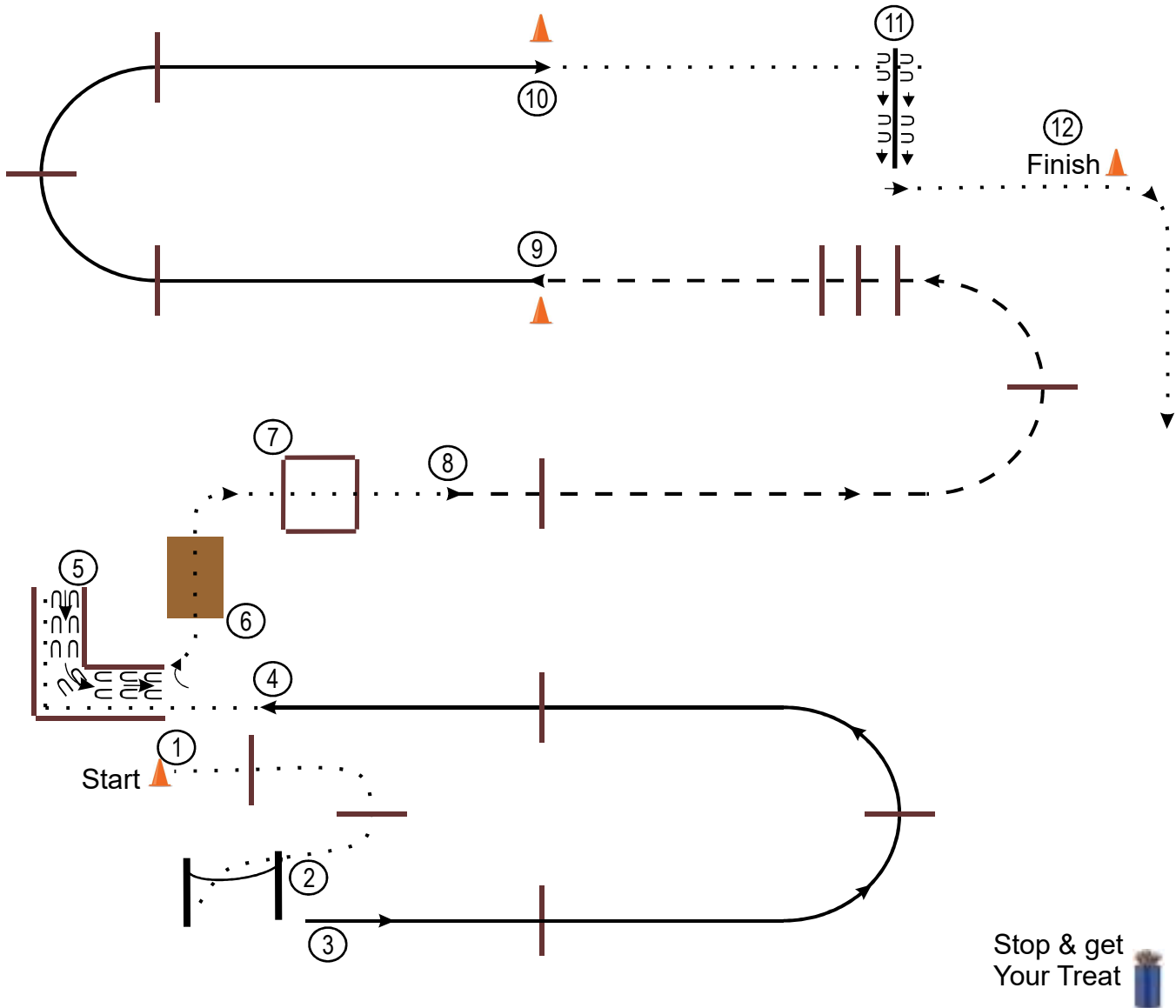
Lope: _____

Back:    

Side-pass: 

SSC Over the Moon in June Open Show

Lope Pleasure Trail Classes: 58 & 59



Stop & get
Your Treat 

Be ready at Start Cone


1. Walk over two Poles to Gate.
2. Work Gate with Left Hand.
3. Lope, Left Lead over Poles.
4. Break to a Walk and Walk into "L".
5. Back out of "L".
6. Walk over Bridge.
7. Walk through Box.
8. Jog over Poles.
9. Lope, Right Lead over Poles.
10. Walk to and Step over with Front feet only over final Elevated Pole.
11. Side-pass Right over Pole till clear of Pole.
12. Walk to Finish Cone. Hesitate . . . Exit at a Walk.
Stop and get your treat!

LEGEND

Walk:

Jog: - - - - -

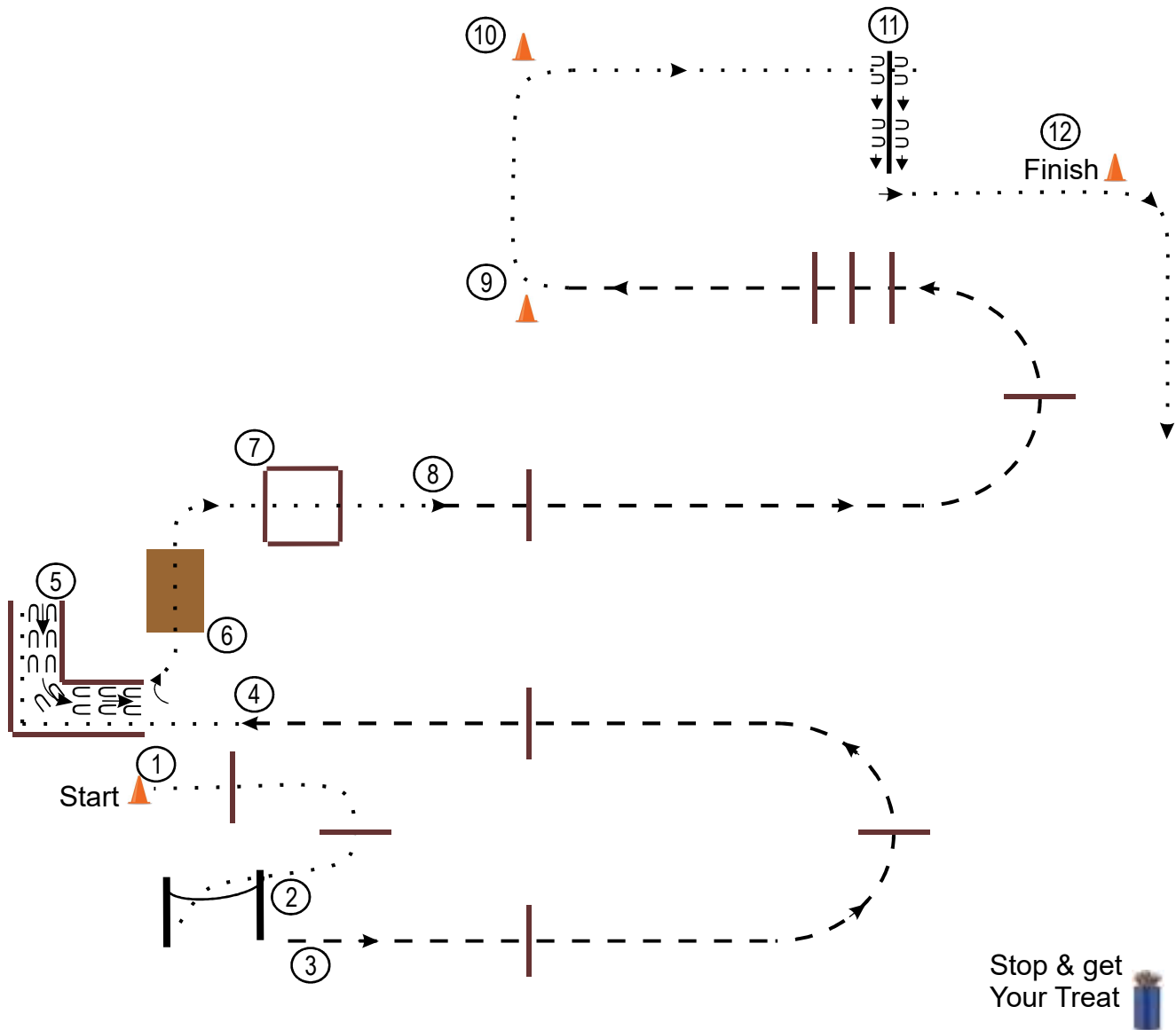
Lope: _____

Back:    

Side-pass: $\frac{UU \rightarrow UU \rightarrow}{UU \rightarrow UU \rightarrow}$

SSC Over the Moon in June Open Show

All In-Hand Trail
Classes: 60 & 61



Stop & get
Your Treat 

Be ready at Start Cone

1. Walk over two Poles to Gate.
2. Work Gate with Left Hand.
3. Trot over Poles.
4. Break to a Walk and Walk into "L".
5. Back out of "L".
6. Walk over Bridge.
7. Walk through Box.
8. Trot over Poles to (9).
9. Turn Right and Break to Walk.
10. Continue Walk to and Step over, with Front Feet only, Final Elevated Pole..
11. Side-pass Right over Pole till clear of Pole.
12. Walk to Finish Cone. Hesitate . . . Exit at a Walk.
Stop and get your treat!

LEGEND

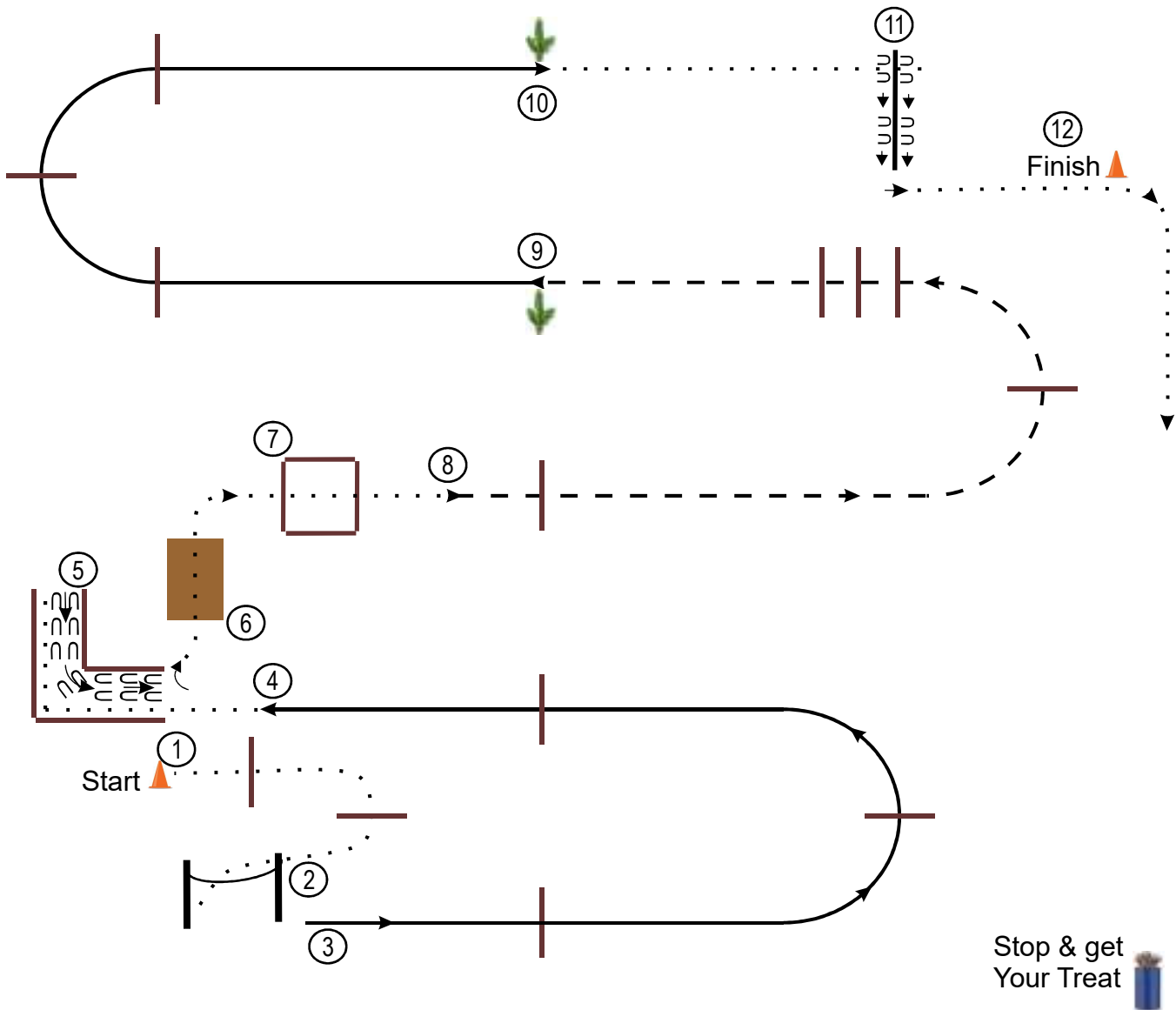
Walk:

Trot: - - - - -

Back: 

SSC Over the Moon in June Open Show

Lope Ranch Trail Classes: 63-65



Stop & get
Your Treat 

Be ready at Start Cone

1. Walk over two Poles to Gate.
2. Work Gate with Left Hand.
3. Lope, Left Lead over Poles.
4. Break to a Walk and Walk into "L".
5. Back out of "L".
6. Walk over Bridge.
7. Walk through Box.
8. Trot over Poles.
9. Lope, Right Lead over Poles.
10. Walk to and Step over with Front feet only over final Elevated Pole.
11. Side-pass Right over Pole till clear of Pole.
12. Walk to Finish Cone. Hesitate . . . Exit at a Walk.
Stop and get your treat!

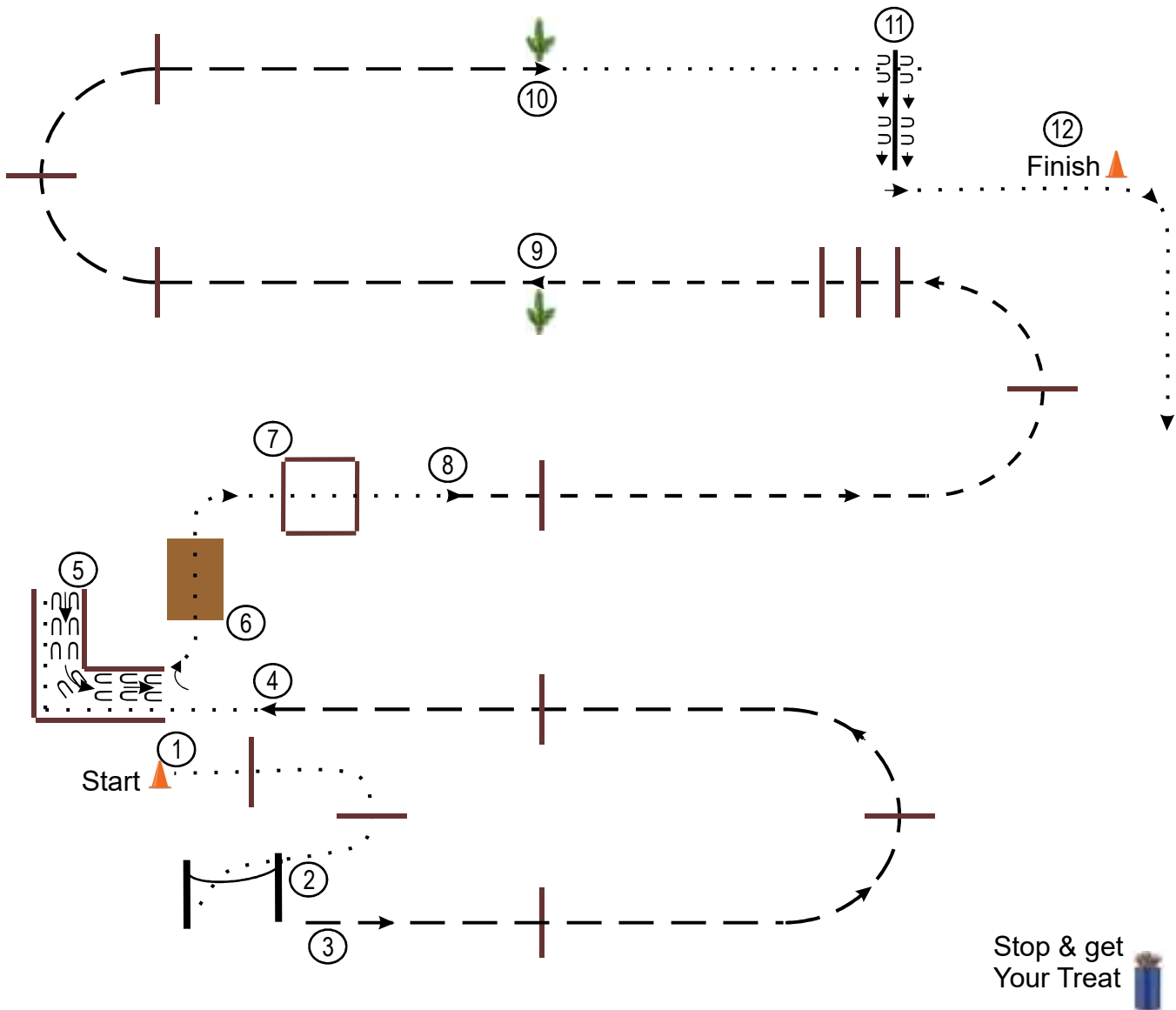
LEGEND

Walk:
Trot:	-----
Lope:	—————
Back:	↵ ↵ ↵ ↵
Side-pass:	$\frac{UU \rightarrow UU \rightarrow}{UU \rightarrow UU \rightarrow}$

SSC Over the Moon in June Open Show

W/T Ranch Trail

Class: 62



Stop & get
Your Treat

Be ready at Start Cone

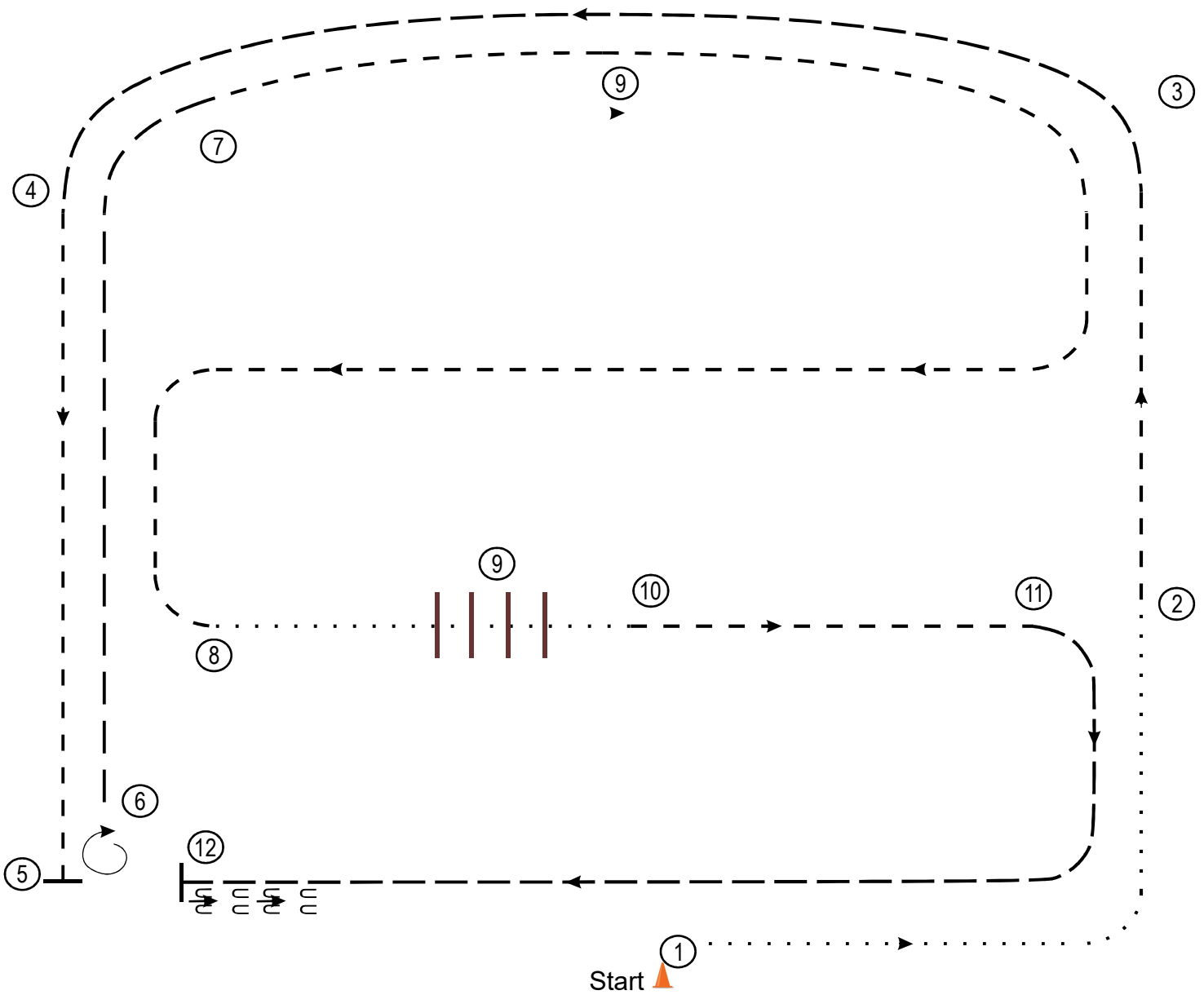
1. Walk over two Poles to Gate.
2. Work Gate with Left Hand.
3. Extended Trot over Poles.
4. Break to a Walk and Walk into "L".
5. Back out of "L".
6. Walk over Bridge.
7. Walk through Box.
8. Jog over Poles.
9. Extended Trot over Poles.
10. Walk to and Step over with Front feet only over final Elevated Pole.
11. Side-pass Right over Pole till clear of Pole.
12. Walk to Finish Cone. Hesitate . . . Exit at a Walk.
Stop and get your treat!

LEGEND

- Walk:
- Trot: - - - - -
- Extended Trot: — — — — —
- Sidepass: $\frac{UU \rightarrow UU \rightarrow}{UU \rightarrow UU \rightarrow}$
- Back: $\rightarrow \leftarrow \rightarrow \leftarrow$

SSC Over the Moon in June Open Show

****W/T Ranch Riding (All Ages) (No Cross Entry)
Class 70**

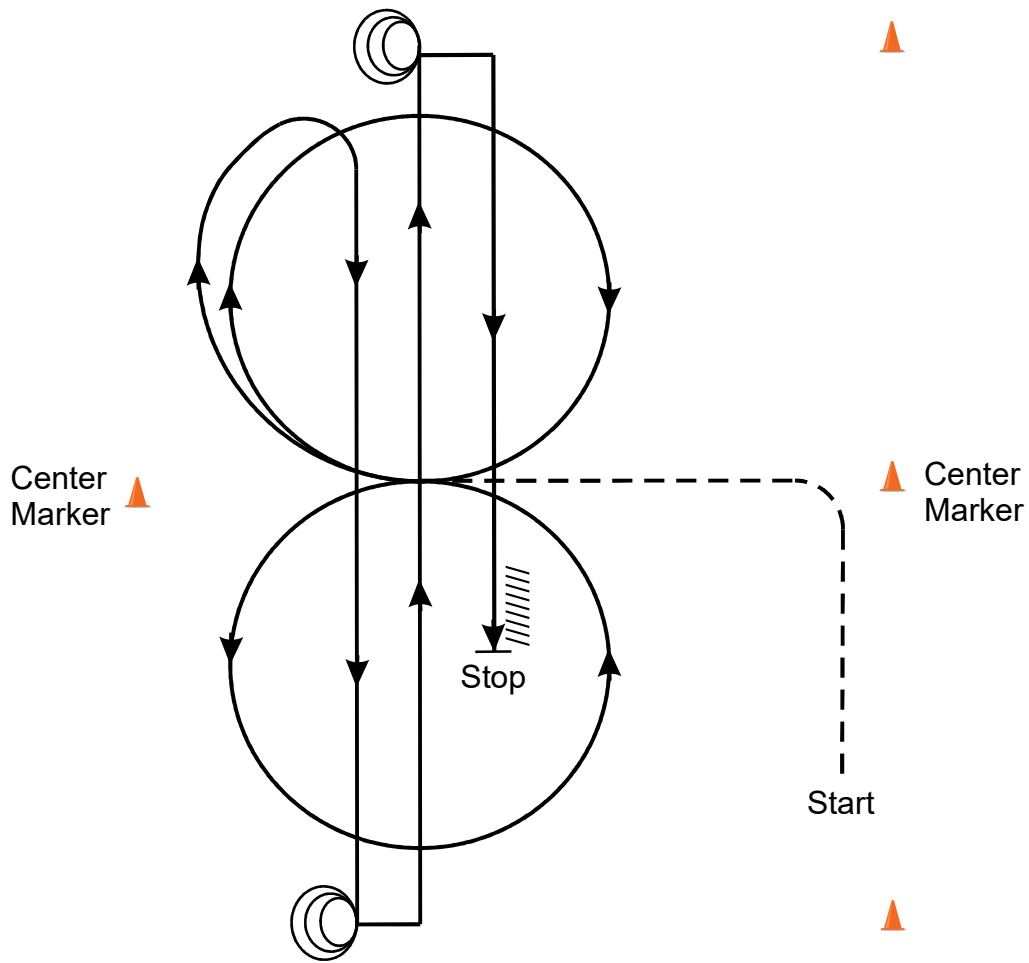


1. Walk.
2. Trot.
3. Extended Trot.
4. Trot.
5. Stop, 1 1/2 Turn Right.
6. Extended Trot.
7. Collect to a Trot.
8. Break Walk.
9. Walk over Poles.
10. Trot.
11. Extended Trot.
12. Stop and Back.

LEGEND	
Walk:
Trot:	- - - - -
Extended Trot:	— — — — —
Back:	↔ ↔ ↔ ↔

SSC Over the Moon in June Open Show

Ranch Reining
Classes: 75, 76 & 77



Mandatory Markers along Fence or Wall.

Ride Pattern as follows: Trot to Center of Arena and Stop or Walk before departure. Start pattern facing toward Judge.

1. Beginning on Right Lead, Lope one Circle to the Right. Change Leads at center of arena.
2. Complete one Circle to the Left. Change Leads at center of arena.
3. Begin a Circle to the Right, but do not close this Circle. Run down center of arena, past the End Marker, and do a Sliding Stop.
4. Complete 3 1/2 turns to the Right.
5. Run up to other end of arena, past the End Marker, do a Sliding Stop.
6. Complete 3 1/2 turns to the Left.
7. Run past the Center Marker and do a Sliding Stop. Back at least 10 feet. Hesitate to show completion of pattern.

LEGEND

Trot: - - - - -

Lope: _____

Back: // // // // // // // //

Spin: